

Scaled data based on original data using
LM-79-08 Approved Method: Electrical and Photometric Measurements of Solid-
State Lighting Products

Test Report Prepared for
Cooper Lighting Solutions
(formerly Eaton)

Brand: STREETWORKS

Report Number: P457386

Luminaire Tested: **GLAN-SA8D-727-U-AFL**

Issue Date: 1/4/2021

Test Information

Test Method: LM-79-08
Report Number: P457386
TEST IS SCALED FROM IESNA LM-79-08 TEST DATA (G3-2011-042-24)
Test Lab: INNOVATION CENTER
Issue Date: 1/4/2021
Manufacturer: COOPER LIGHTING SOLUTIONS (FORMERLY EATON)
Product Line: STREETWORKS
Catalog Number: GLAN-SA8D-727-U-AFL
Description: GALLEON AREA AND ROADWAY LUMINAIRE
(8) 70 CRI, 2700K, 1200mA LIGHTSQUARES WITH 16 LEDS EACH AND AUTOMOTIVE FRONTLINE OPTICS
Light Source: -
Ballast/Driver: ELECTRONIC DRIVER

Summary

Lumens per Lamp: N/A
Luminaire Lumens: 52754 lumens
Efficiency: N/A
Efficacy: 107.0 lumens/watt
Luminous Opening: Rectangular (W 1.5' x L: 1.5' x H: 0')
IES Classification: Type II - Short
BUG Rating: B3 - U0 - G4

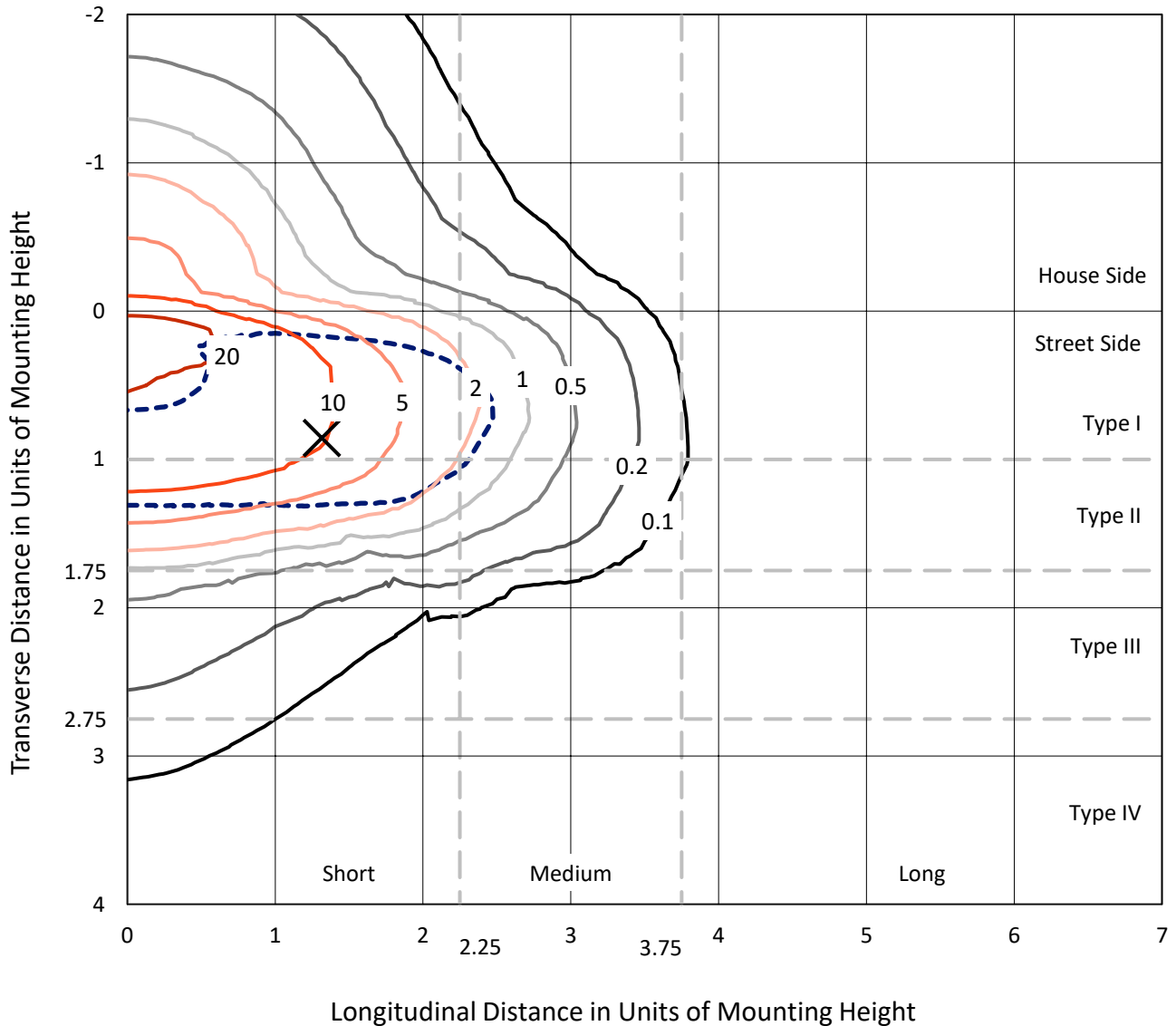
Input Watts (W): 493
Input Voltage (V): NR
Input Current (Ain): NR
Voltage Rise (V): NR
Power Factor: NR
Total Harmonic Distortion (THDi): NR
Frequency (hertz): 60
Stabilization Time: NR
Operation Time: NR
Ambient Temperature (°C): NR
Test Distance: 24 FT



REPORT NUMBER: P457386
 CATALOG NUMBER: GLAN-SA8D-727-U-AFL

Iso-Footcandle Lines of Horizontal Illumination

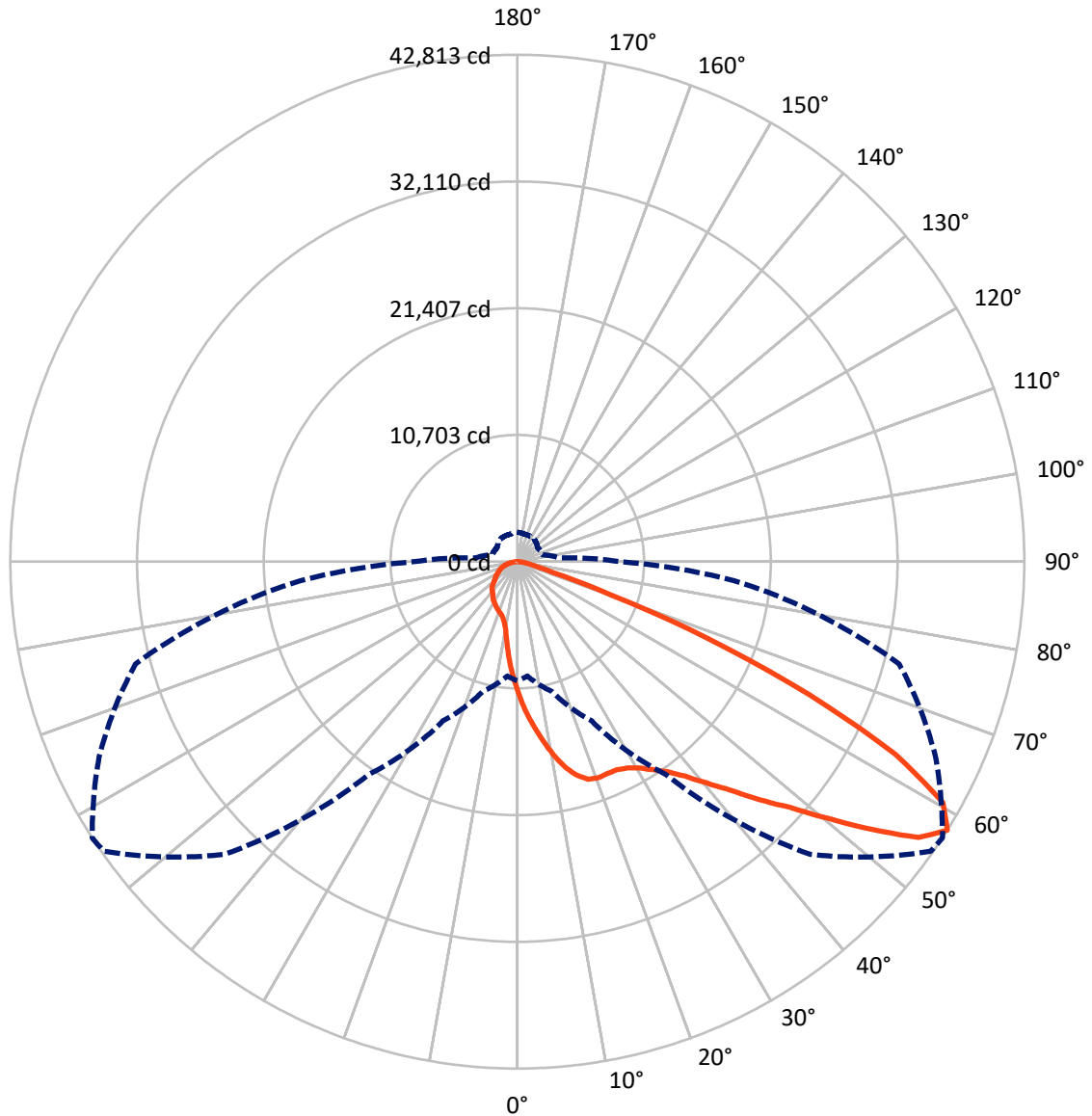
✕ Max cd
 - - - 1/2 Max cd



Based on 25 foot mounting height. Maximum calculated value = 27 fc
 Type II - Short - N/A

REPORT NUMBER: P457386
CATALOG NUMBER: GLAN-SA8D-727-U-AFL

Luminous Intensity Polar Plot



— Vertical Plane Through 57-Deg Lateral - - - Horizontal Cone Through 57.5-Deg Vertical

REPORT NUMBER: P457386

CATALOG NUMBER: GLAN-SA8D-727-U-AFL

FLUX DISTRIBUTION:

		Downward	Upward	Total
House Side	Lumens	8022.4	0.0	8022.4
	% Fixture	15.2	0.0	15.2
Street Side	Lumens	44731.6	0.0	44731.6
	% Fixture	84.8	0.0	84.8
Total	Lumens	52754.0	0.0	52754.0
	% Fixture	100.0	0.0	100.0

ZONAL LUMENS:

Zone	Lumens	% Fixture
0°-10°	1065.2	2.0
10°-20°	3139.2	6.0
20°-30°	5212.6	9.9
30°-40°	7851.7	14.9
40°-50°	11788.6	22.3
50°-60°	13213.6	25.0
60°-70°	7733.2	14.7
70°-80°	2287.4	4.3
80°-90°	462.4	0.9
90°-100°	0.0	0.0
100°-110°	0.0	0.0
110°-120°	0.0	0.0
120°-130°	0.0	0.0
130°-140°	0.0	0.0
140°-150°	0.0	0.0
150°-160°	0.0	0.0
160°-170°	0.0	0.0
170°-180°	0.0	0.0
0°-90°	52754.0	100.0
0°-180°	52754.0	100.0

Coefficient of Utilization



REPORT NUMBER: P457386

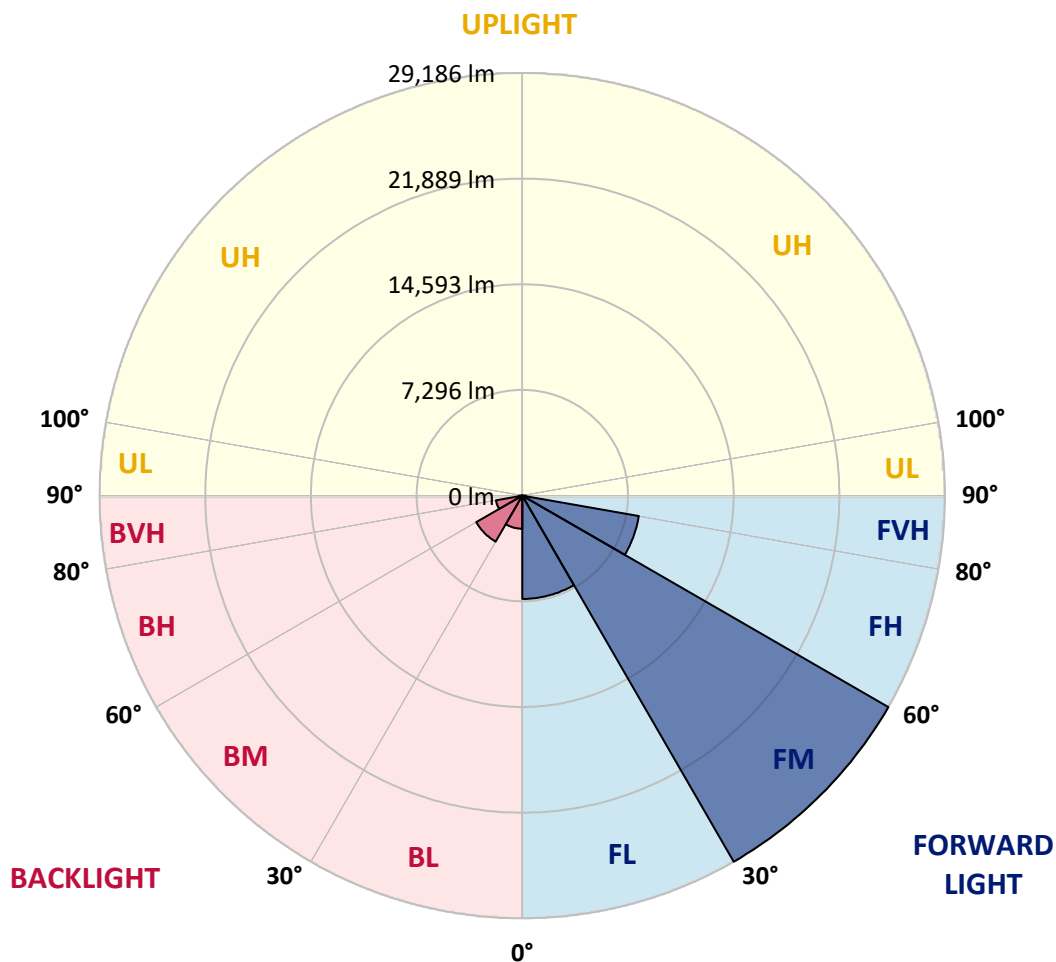
CATALOG NUMBER: GLAN-SA8D-727-U-AFL

LUMINAIRE CLASSIFICATION SYSTEM LUMEN TABLE AND BUG RATING:

Zone		Lumens	% Fixture	Zone Rating/Lumen Limit		
				B	U	G
FL	(0°-30°)	7131.1	13.5			
FM	(30°-60°)	29185.8	55.3			
FH	(60°-80°)	8174.8	15.5			G4/12000
FVH	(80°-90°)	239.9	0.5			G3/500
BL	(0°-30°)	2285.9	4.3	B3/2500		
BM	(30°-60°)	3668.2	7.0	B3/5000		
BH	(60°-80°)	1845.9	3.5	B3/2500		G3/2500
BVH	(80°-90°)	222.5	0.4			G2/225
UL	(90°-100°)	0.0	0.0		U0/0	
UH	(100°-180°)	0.0	0.0		U0/0	

BUG Rating: B3-U0-G4

Type II Short





REPORT NUMBER: P457386

CATALOG NUMBER: GLAN-SA8D-727-U-AFL

CANDELA DISTRIBUTION (FULL):

	0°	5°	15°	25°	35°	45°	55°	57°	65°	75°	85°
0°	11083.0	11083.0	11083.0	11083.0	11083.0	11083.0	11083.0	11083.0	11083.0	11083.0	11083.0
2.5°	13771.5	13621.3	13502.9	13399.0	13263.2	12896.5	12529.8	12524.0	12232.3	11781.8	11319.8
5°	16015.2	15813.1	15839.1	15515.6	15192.2	14660.9	13884.1	13843.7	13222.8	12379.6	11521.9
7.5°	17476.4	17479.3	17398.4	17213.6	16864.2	16260.7	15379.9	15180.7	14317.2	13038.0	11753.0
10°	17401.3	17479.3	17615.0	17773.8	17880.7	17583.2	16780.5	16537.9	15414.6	13835.0	12010.0
12.5°	16402.2	16523.4	16716.9	17115.4	17759.4	18250.3	17976.0	17779.6	16685.2	14629.1	12293.0
15°	15778.4	15850.6	15957.5	16226.0	16919.1	18094.4	18804.7	18700.8	17883.6	15527.2	12610.6
17.5°	15587.8	15660.0	15694.7	15859.3	16353.1	17557.2	19131.0	19315.9	18946.2	16353.1	12931.1
20°	15778.4	15813.1	15813.1	15911.3	16298.2	17242.5	19116.6	19489.1	19818.3	17343.6	13231.5
22.5°	16278.0	16292.4	16272.2	16306.9	16595.6	17329.1	18980.9	19442.9	20522.9	18183.9	13465.4
25°	17089.4	17112.5	16979.7	16898.8	17109.7	17710.3	19056.0	19480.5	21074.5	18986.7	13621.3
27.5°	18010.6	18039.5	17877.8	17690.1	17788.3	18181.0	19350.5	19731.7	21487.4	19777.9	13719.5
30°	19139.7	19151.3	18879.8	18654.6	18591.0	18882.7	19853.0	20208.2	22001.4	20710.6	13866.8
32.5°	20294.8	20381.4	20032.0	19714.4	19607.5	19697.0	20595.1	20938.7	22613.6	21712.7	14103.6
35°	21865.7	21880.1	21461.4	21074.5	20722.2	20837.7	21545.2	21793.5	23459.7	22870.6	14438.5
37.5°	23826.5	23959.3	23381.7	22659.8	22226.7	22059.2	22694.5	22965.9	24646.6	24291.4	14943.9
40°	26003.8	26052.9	25559.1	25108.6	24317.4	23832.2	24271.2	24565.7	26110.6	25986.5	15530.1
42.5°	27372.6	27479.4	27516.9	27470.7	26875.9	26061.5	26229.0	26367.6	27843.3	27577.6	16130.7
45°	27834.6	27993.4	28530.5	29668.3	29731.8	28929.0	28539.2	28672.0	29731.8	29183.1	16705.4
47.5°	27069.3	27340.8	28331.3	30664.5	32411.6	32472.2	31296.9	31005.3	31452.9	30514.4	17121.2
50°	25091.3	25149.0	26665.1	30043.7	33667.8	35859.5	34643.8	34100.9	33087.3	31499.1	17407.1
52.5°	22030.3	22096.7	23367.3	27158.9	32893.8	38227.4	38559.5	37589.3	34747.8	32264.3	17594.8
55°	16353.1	16737.1	18134.8	21799.3	29226.5	38005.1	41672.5	41120.9	36754.7	32870.7	17889.3
57.5°	10055.0	9702.7	11360.2	14831.3	21981.2	34949.9	42634.1	42813.1	38963.8	33379.0	18383.1
60°	4626.1	4695.4	5379.8	7649.5	13399.0	27340.8	40156.4	41288.4	40185.3	33361.7	18507.3
62.5°	3188.0	3124.5	2951.2	3358.4	6110.4	17291.6	33919.0	35836.4	37736.5	32325.0	18013.5
65°	2850.2	2786.6	2451.7	2339.0	2806.8	7536.9	24658.1	27078.0	31773.4	29708.7	16783.3
67.5°	2662.5	2575.8	2229.3	2009.8	2004.1	3000.3	14539.6	17453.3	23566.6	25117.3	14542.5
70°	2466.1	2396.8	2053.2	1810.6	1706.6	1885.7	6390.5	8365.7	15301.9	18100.1	11328.5
72.5°	2269.7	2188.9	1879.9	1620.0	1484.3	1412.1	2448.8	3185.1	8645.8	10852.0	6944.9
75°	1983.9	1943.4	1680.6	1467.0	1319.7	1140.6	1553.6	1773.1	4135.2	4984.2	3485.5
77.5°	1735.5	1692.2	1492.9	1282.1	1175.3	927.0	1103.1	1204.2	1744.2	2021.4	1573.8
80°	1270.6	1313.9	1259.0	1132.0	1048.2	727.7	742.1	825.9	1036.7	1146.4	961.6
82.5°	805.7	886.5	970.3	872.1	794.1	574.7	514.0	545.8	707.5	750.8	427.4
85°	337.9	343.6	563.1	531.3	453.4	340.7	309.0	326.3	378.3	395.6	199.3
87.5°	129.9	127.1	199.3	184.8	141.5	98.2	98.2	109.7	150.2	138.6	63.5
90°	0.0	0.0	0.0	0.0	0.0	0.0	0.0	0.0	0.0	0.0	0.0



REPORT NUMBER: P457386

CATALOG NUMBER: GLAN-SA8D-727-U-AFL

CANDELA DISTRIBUTION (continued):

	90°	95°	105°	115°	125°	135°	145°	155°	165°	175°	180°
0°	11083.0	11083.0	11083.0	11083.0	11083.0	11083.0	11083.0	11083.0	11083.0	11083.0	11083.0
2.5°	11120.6	10915.5	10508.4	10003.0	9633.4	9217.6	8850.8	8588.0	8489.9	8443.6	8357.0
5°	11111.9	10707.6	9864.4	8980.8	8270.4	7542.7	6927.6	6529.1	6494.4	6228.8	6202.8
7.5°	11114.8	10496.8	9154.0	7854.6	6771.7	6026.6	5518.4	5385.6	5226.7	5186.3	5206.5
10°	11123.4	10228.3	8391.7	6739.9	5691.7	5203.6	5013.1	4961.1	4966.9	4984.2	4987.1
12.5°	11135.0	9968.4	7600.4	5893.8	5085.2	4883.1	4862.9	4909.1	4958.2	4995.7	5004.4
15°	11149.4	9670.9	6829.4	5212.3	4782.0	4764.7	4831.1	4909.1	4978.4	5033.3	5041.9
17.5°	11132.1	9324.4	6182.6	4793.6	4614.6	4698.3	4808.0	4906.2	4969.7	5021.7	5027.5
20°	11091.7	8937.4	5558.8	4499.0	4510.6	4646.3	4764.7	4857.1	4926.4	4952.4	4972.6
22.5°	10935.7	8475.4	5015.9	4270.9	4386.4	4574.1	4715.6	4770.5	4692.5	4637.7	4652.1
25°	10670.1	7874.8	4510.6	4086.1	4273.8	4473.1	4617.4	4484.6	4421.1	4398.0	4409.5
27.5°	10338.0	7216.4	4129.4	3892.6	4129.4	4360.4	4320.0	4296.9	4268.0	4230.5	4239.2
30°	9979.9	6572.4	3806.0	3742.5	3973.5	4106.3	4123.6	4161.2	4129.4	4071.7	4094.8
32.5°	9647.8	5966.0	3560.5	3615.4	3863.7	3843.5	3973.5	4016.8	3869.5	3676.0	3684.7
35°	9364.8	5402.9	3375.7	3491.2	3676.0	3684.7	3814.7	3664.5	3505.7	3413.3	3419.0
37.5°	9151.1	4964.0	3254.4	3384.4	3436.4	3546.1	3476.8	3398.8	3378.6	3315.1	3318.0
40°	9024.1	4579.9	3176.5	3300.6	3292.0	3367.1	3144.7	3222.7	3251.6	3231.3	3234.2
42.5°	8897.0	4308.5	3095.6	3185.1	3182.3	3035.0	2985.9	3052.3	3127.4	3136.0	3130.3
45°	8795.9	4097.7	3011.9	3009.0	3066.7	2835.7	2821.3	2861.7	2968.6	3020.5	3017.7
47.5°	8683.3	3921.5	2884.8	2804.0	2821.3	2711.6	2688.5	2705.8	2835.7	2919.5	2942.6
50°	8541.8	3745.4	2726.0	2616.3	2544.1	2596.0	2601.8	2604.7	2734.7	2830.0	2850.2
52.5°	8429.2	3612.5	2544.1	2463.2	2376.6	2492.1	2535.4	2541.2	2619.1	2697.1	2711.6
55°	8495.6	3537.4	2365.0	2307.3	2229.3	2385.2	2469.0	2480.5	2497.9	2555.6	2564.3
57.5°	8694.9	3554.8	2220.6	2145.6	2087.8	2258.2	2399.7	2408.3	2396.8	2466.1	2477.7
60°	8755.5	3546.1	2113.8	1966.5	1931.9	2122.5	2298.6	2315.9	2313.1	2414.1	2434.3
62.5°	8501.4	3436.4	2007.0	1816.4	1793.3	1983.9	2157.1	2226.4	2240.9	2385.2	2411.2
65°	7903.6	3211.1	1865.5	1657.5	1657.5	1836.6	2021.4	2116.7	2157.1	2350.6	2379.5
67.5°	7115.3	2945.5	1721.1	1521.8	1516.0	1695.1	1877.0	1975.2	2038.7	2301.5	2318.8
70°	5905.4	2587.4	1542.0	1374.5	1374.5	1536.3	1700.9	1819.3	1911.7	2209.1	2209.1
72.5°	4045.7	2151.3	1325.5	1207.1	1209.9	1360.1	1527.6	1660.4	1770.2	2024.3	2030.1
75°	2558.5	1680.6	1088.7	1028.0	1039.6	1181.1	1354.3	1492.9	1712.4	2001.2	2009.8
77.5°	1360.1	1181.1	866.3	851.9	866.3	996.3	1189.7	1380.3	1718.2	1735.5	1706.6
80°	880.8	837.4	684.4	655.5	661.3	802.8	1059.8	1311.0	1380.3	1397.6	1334.1
82.5°	479.4	531.3	485.1	456.3	456.3	626.6	903.9	1042.5	990.5	823.0	785.5
85°	205.0	248.3	251.2	219.5	210.8	387.0	606.4	568.9	528.5	505.3	499.6
87.5°	57.8	80.9	80.9	60.6	46.2	106.8	121.3	34.7	0.0	2.9	5.8
90°	0.0	0.0	0.0	0.0	0.0	0.0	0.0	0.0	0.0	0.0	0.0

(END OF REPORT)